

GERFLOR SAS  
1 Place Verrazzano Bât B  
69009 Lyon  
FRANCE

Eurofins Product Testing Denmark A/S  
Smedeskovvej 38  
8464 Galten  
Denmark

DK-CustomerSupport@cpt.eurofinseu.com  
www.eurofins.com

## VOC EMISSION TEST REPORT

### EN 16516

9 March 2026

#### 1 Sample Information

Sample name	MIPOLAM EL5
Batch no.	5A35012
Stated production date	15/12/2025
Product type	PVC flooring
Stated thickness, mm	2
Sample reception	22/12/2025

Due to the registered deviations, please refer to section 3.4



Tobias Sandbaek  
Analytical Service Manager



Rasmus Verdier  
Analytical Service Manager

## Table of contents

<b>1</b>	<b>Sample Information</b>	<b>1</b>
<b>2</b>	<b>Applied Test Methods</b>	<b>3</b>
2.1	General Test References	3
2.2	Specific Laboratory Sampling and Analyses	3
<b>3</b>	<b>Test Parameters, Sample Preparation and Deviations</b>	<b>4</b>
3.1	VOC Emission Chamber Test Parameters	4
3.2	Preparation of the Test Specimen	4
3.3	Picture of Sample	4
3.4	Deviations from Referenced Protocols and Regulations	5
3.5	Air Samplings from the Test Chamber	5
<b>4</b>	<b>Results</b>	<b>6</b>
4.1	VOC Emission Test Results after 3 Days	6
4.2	VOC Emission Test Results after 28 Days	7
<b>5</b>	<b>Appendices</b>	<b>8</b>
5.1	Chromatogram of VOC Emissions after 3 Days	8
5.2	Chromatogram of VOC Emissions after 28 Days	8
5.3	How to Understand the Results	9
5.4	Applied LCI Values	10
5.5	Description of VOC Emission Test	11
5.6	Quality Assurance	13
5.7	Accreditation	13
5.8	Uncertainty of the Test Method	13
5.9	Version History	13

## 2 Applied Test Methods

### 2.1 General Test References

Regulation, protocol or standard	Version	Reporting limit VOC [ $\mu\text{g}/\text{m}^3$ ]	Calculation of TVOC	Combined uncertainty <sup>a</sup> [RSD(%)]
EN 16516	2017 + A1:2020	5	Toluene equivalents	22%
ISO 16000 -3 -6 -9 -11	2021-2024 depending on part	2	Toluene equivalents	22%
ASTM D5116	2025	-	-	-

### 2.2 Specific Laboratory Sampling and Analyses

Procedure	External Method	Internal SOP	Quantification limit / sampling volume	Analytical principle	Uncertainty <sup>a</sup> [RSD(%)]
Sample preparation	ISO 16000-11:2024, EN 16516:2017+A1:2020	71M549810	-	-	-
Emission chamber testing	ISO 16000-9:2024, EN 16516:2017+A1:2020	71M549811	-	Chamber and air control	-
Sampling of VOC	ISO 16000-6:2021, EN 16516:2017+A1:2020	71M549812	5 L	Tenax TA	-
Analysis of VOC	ISO 16000-6:2021, EN 16516:2017+A1:2020	71M542808B	1 $\mu\text{g}/\text{m}^3$	ATD-GC/MS	10%
Sampling of aldehydes	ISO 16000-3:2022, EN 16516:2017+A1:2020	71M549812	35 L	DNPH	-
Analysis of aldehydes	ISO 16000-3:2022, EN 16516:2017+A1:2020	71M548400	3-6 $\mu\text{g}/\text{m}^3$	HPLC-UV	10%

The analysis are carried out on the sample(s) as received and the result(s) are only valid for the tested sample(s).

This report may only be copied or reprinted in its entirety.

### 3 Test Parameters, Sample Preparation and Deviations


#### 3.1 VOC Emission Chamber Test Parameters

Parameters	Value	Sample Conditions	Value
Chamber volume, V[L]	119	Date and time of unpacking and start of sample preparation	30/01/2026 - 08:44
Air change rate, n[h <sup>-1</sup> ]	0.5	Preconditioning period	-
Air Velocity [m/s]	0.1	Chamber test period	30/01/2026 - 27/02/2026
Area specific ventilation rate, q [m/h or m <sup>3</sup> /m <sup>2</sup> /h]	1.25	Analytical test period	30/01/2026 - 06/03/2026
Relative humidity of supply air, RH [%]	50 ± 3	Exposed sample area [m <sup>2</sup> ]	0.0476
Temperature of supply air, T [°C]	23 ± 1	Loading factor [m <sup>2</sup> /m <sup>3</sup> ]	0.40
Background concentration of individual VOC's [µg/m <sup>3</sup> ]	< 2	Test scenario	Flooring or ceiling
Background concentration of TVOC [µg/m <sup>3</sup> ]	< 20	Sample thickness [mm]	2.1

#### 3.2 Preparation of the Test Specimen

Edges and back were covered with aluminium foil and the sample was mounted into a frame in accordance with JIS A 1901.

#### 3.3 Picture of Sample



The analysis are carried out on the sample(s) as received and the result(s) are only valid for the tested sample(s).

This report may only be copied or reprinted in its entirety.

### 3.4 Deviations from Referenced Protocols and Regulations

The "Sampling Report" document was not supplied as dictated by EN 16516 hence the document is not contained in the report.

### 3.5 Air Samplings from the Test Chamber

Sampling media	Day (yyyy-mm-dd)	Time (hh:mm)	Volume [L]
3 Day, DNPH silicagel	2026-02-02	07:35 - 09:23	36
3 Day-Res, DNPH silicagel	2026-02-02	07:35 - 09:23	36
3 Day, Tenax TA	2026-02-02	07:35 - 08:34	5.1
3 Day-Res, Tenax TA	2026-02-02	08:34 - 09:24	2.4
28 Day, Tenax TA	2026-02-27	07:30 - 08:28	5.0
28 Day-Res, Tenax TA	2026-02-27	08:29 - 09:18	2.2
28 Day, DNPH silicagel	2026-02-27	07:30 - 09:18	35
28 Day-Res, DNPH silicagel	2026-02-27	07:30 - 09:18	35

## 4 Results

### 4.1 VOC Emission Test Results after 3 Days

	CAS No.	Retention time [min]	ID-Cat	Specific Conc. [µg/m <sup>3</sup> ]	Toluene eq. [µg/m <sup>3</sup> ]	Specific SER [µg/(m <sup>2</sup> ·h)]	R <sub>EU</sub>
<b>VOC with NIK/LCI</b>							
1,2-Propandiol (Propylene glycol) *	57-55-6	3.56	1	19	< 5	24	0.0093
2,2,4,6,6-Pentamethylheptane *	13475-82-6	8.48	1	54	61	67	0.0090
Dipropylene glycolmethylether *	34590-94-8	8.68	1	11	5.3	13	0.0035
2-Ethyl-1-hexanol	104-76-7	9.03	1	22	16	27	0.072
<b>VOC without NIK/LCI</b>							
None determined							
<b>Sum of VOC without NIK/LCI</b>				< 5	< 5	< 7	
<b>VVOC compounds</b>							
None determined							
<b>TVOC</b>				< 5	< 5	< 7	
<b>SVOC compounds</b>							
None determined							
<b>TSVOC</b>				< 5	< 5	< 7	
<b>Carcinogens</b>							
<b>Total carcinogens</b>				< 1	< 1	< 2	
<b>Aldehydes</b>							
Formaldehyde	50-00-0		1	< 3		< 4	
Acetaldehyde	75-07-0		1	< 3		< 4	
Propionaldehyde	123-38-6		1	< 3		< 4	
Butyraldehyde	123-72-8		1	< 3		< 4	
Acrolein *	107-02-8		1	< 5		< 7	
2-Butenal *	123-73-9		1	< 5		< 7	
Glutaraldehyde *	111-30-8		1	< 3		< 4	
<b>R-values</b>							0.094
<b>TVOC</b>				110	82	130	

The analysis are carried out on the sample(s) as received and the result(s) are only valid for the tested sample(s).

This report may only be copied or reprinted in its entirety.

## 4.2 VOC Emission Test Results after 28 Days

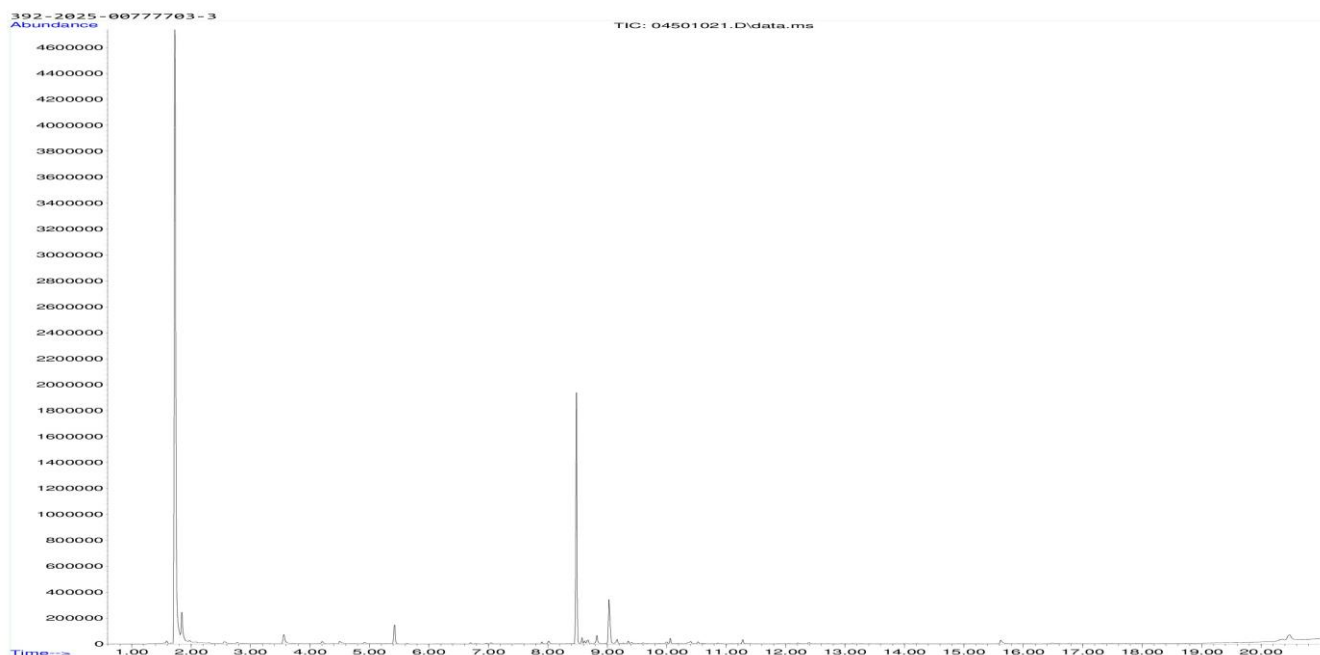
	CAS No.	Retention time [min]	ID-Cat	Specific Conc. [µg/m³]	Toluene eq. [µg/m³]	Specific SER [µg/(m²·h)]	R <sub>EU</sub>
<b>VOC with NIK/LCI</b>							
1,2-Propandiol (Propylene glycol) *	57-55-6	3.47	1	14	< 5	17	0.0067
2,2,4,6,6-Pentamethylheptane *	13475-82-6	8.41	1	36	41	45	0.0061
Dipropylene glycolmethylether *	34590-94-8	8.77	1	5.0	< 5	6.3	0.0016
2-Ethyl-1-hexanol	104-76-7	8.97	1	16	12	20	0.054
<b>VOC without NIK/LCI</b>							
None determined							
<b>Sum of VOC without NIK/LCI</b>				< 5	< 5	< 7	
<b>VVOC compounds</b>							
None determined							
<b>TVVOC</b>				< 5	< 5	< 7	
<b>SVOC compounds</b>							
None determined							
<b>TSVOC</b>				< 5	< 5	< 7	
<b>Carcinogens</b>							
<b>Total carcinogens</b>				< 1	< 1	< 2	
<b>Aldehydes</b>							
Formaldehyde	50-00-0		1	< 3		< 4	
Acetaldehyde	75-07-0		1	< 3		< 4	
Propionaldehyde	123-38-6		1	< 3		< 4	
Butyraldehyde	123-72-8		1	< 3		< 4	
Acrolein *	107-02-8		1	< 5		< 7	
2-Butenal *	123-73-9		1	< 5		< 7	
Glutaraldehyde *	111-30-8		1	< 3		< 4	
<b>R-values</b>							0.068
<b>TVOC</b>				71	53	89	

The analysis are carried out on the sample(s) as received and the result(s) are only valid for the tested sample(s).

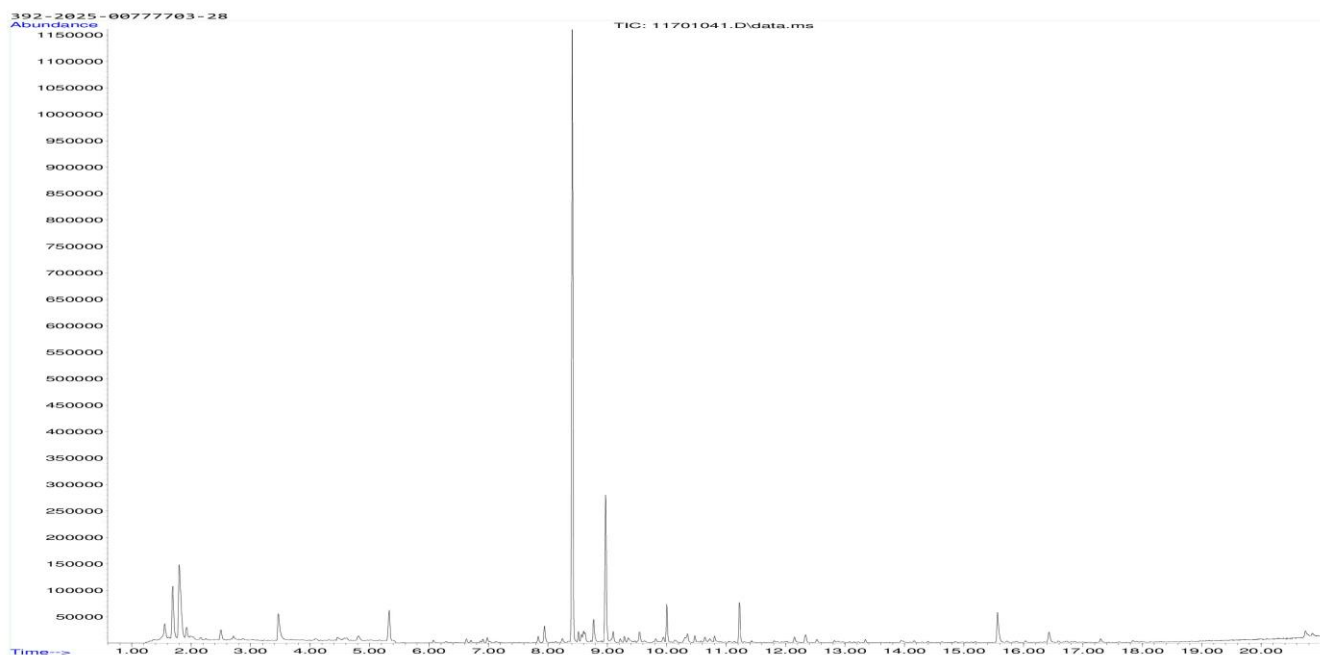
This report may only be copied or reprinted in its entirety.

## 5 Appendices

### 5.1 Chromatogram of VOC Emissions after 3 Days



### 5.2 Chromatogram of VOC Emissions after 28 Days



Please consider the different scales.

The analysis are carried out on the sample(s) as received and the result(s) are only valid for the tested sample(s).

This report may only be copied or reprinted in its entirety.

## 5.3 How to Understand the Results

### 5.3.1 Acronyms Used in the Report

<	Means less than
>	Means bigger than
*	Not a part of our accreditation
α	Please see section regarding uncertainty in the Appendices
§	Deviation from method. Please see deviation section
a	The method is not optimal for very volatile compounds. For these substances smaller results and a higher measurement uncertainty cannot be ruled out
b	The component originates from the substrate and is thus removed
c	The results have been corrected by the emission from the substrate
d	Very polar organic compounds are not suitable for reliable quantification using Tenax TA adsorbent and HP-5ms GC column. A high degree of uncertainty must be expected
e	The component may be overestimated due to contribution from the system
SER	Specific Emission Rate

### 5.3.2 Explanation of ID Category

#### Categories of Identity:

- 1: Identified by comparison with a mass spectrum obtained from library and supported by other information and quantified through specific calibration.
- 2: Identified by comparison with a mass spectrum obtained from library and supported by other information. Quantified as toluene equivalent.
- 3: Identified with a lower match by comparison with a mass spectrum obtained from a library. Quantified as toluene equivalent.
- 4: Not identified, quantified as toluene equivalent.

## 5.4 Applied LCI Values

### 5.4.1 Applied EU-LCI Values Found after 3 Day Measurements

Compound	CAS No.	LCI [µg/m <sup>3</sup> ]
1,2-Propandiol (Propylene glycol) *	57-55-6	2100
2,2,4,6,6-Pentamethylheptane *	13475-82-6	6000
Dipropylene glycolmethylether *	34590-94-8	3100
2-Ethyl-1-hexanol	104-76-7	300

### 5.4.2 Applied EU-LCI Values Found after 28 Day Measurements

Compound	CAS No.	LCI [µg/m <sup>3</sup> ]
1,2-Propandiol (Propylene glycol) *	57-55-6	2100
2,2,4,6,6-Pentamethylheptane *	13475-82-6	6000
Dipropylene glycolmethylether *	34590-94-8	3100
2-Ethyl-1-hexanol	104-76-7	300

## 5.5 Description of VOC Emission Test

### 5.5.1 Test Chamber

The test chamber is made of stainless steel. A multi-step air clean-up is performed before loading the chamber, and a blank check of the empty chamber is performed.

The chamber operation parameters are as described in the test method section. (EN 16516, ISO 16000-9, internal method no.: 71M549811).

The recovery rates in the climate test chamber have been investigated using toluene and n-dodecane. The mean recovery rates of toluene and n-dodecane were concluded to be between 95 % and 100 % depending on the chamber size. These values comply with the criteria of a minimum mean recovery rate of 80 % stated in the 16000-9 test method.

Air sampling from the test chamber is carried out in a clean test chamber room at ambient air pressure and  $23 \pm 1$  °C.

### 5.5.2 Expression of the Test Results

All test results are calculated as specific emission rate, and as extrapolated air concentration in the European Reference Room (EN 16516, AgBB, EMICODE, M1 and Indoor Air Comfort).

### 5.5.3 Testing of Carcinogenic VOCs

The emission of carcinogens (EU Categories C1A and C1B, as per European law) is tested by drawing sample air from the test chamber outlet through Tenax TA tubes after the specified duration of storage in the ventilated test chamber. Analysis is performed by ATD-GC/MS (automated thermal desorption coupled with gas chromatography and mass spectroscopy using 30 m HP-5 (slightly polar) column with 0.25 mm ID and 0.25 µm film, Agilent) (EN 16516, ISO 16000-6, internal methods no.: 71M549812 / 71M542808B).

All identified carcinogenic VOCs are listed; if a carcinogenic VOC is not listed then it has not been detected. Quantification is performed using the TIC signal and authentic response factors, or the relative response factors relative to toluene for the individual compounds.

This test only covers substances that can be adsorbed on Tenax TA and can be thermally desorbed. If other emissions occur, then these substances cannot be detected (or with limited reliability only).

### 5.5.4 Testing of VOC, SVOC and VVOC

The emissions of volatile organic compounds are tested by drawing sample air from the test chamber outlet through Tenax TA tubes after the specified duration of storage in the ventilated test chamber. Analysis is performed by ATD-GC/MS using HP-5 column (30 m, 0.25mm ID, 0.25µm film) (EN 16516, ISO 16000-6, internal methods no.: 71M549812 / 71M542808B).

All single substances that are listed with a LCI/NIK value in the latest publications (hereafter referred to as target compounds) are identified if present. All other appearing VOCs are identified as far as possible. Quantification of target compounds is done using the TIC signal and authentic response factors, or the relative response factors relative to toluene. For certain compound groups, which differ significantly in chemistry from toluene, quantification is performed relative to a representative member of the group for more accurate and precise results. This can include quantification of for example glycols and acids. In addition to that, all results are also expressed in toluene equivalents. All non-target compounds, as well as all non-identified substances, are quantified in toluene equivalents.

The results of the individual substances are calculated in three groups depending on their retention time when analyzing using a non-polar column (HP-1):

- Volatile Organic Compounds (VOC) are defined as: All substances eluting between and including n-hexane (n-C6) and n-hexadecane (n-C16)

The analysis are carried out on the sample(s) as received and the result(s) are only valid for the tested sample(s).

This report may only be copied or reprinted in its entirety.

- Semi-Volatile Organic Compounds (SVOC) are defined as: All substances eluting after n-hexadecane (n-C16) and before and including n-docosane (n-C22)
- Very Volatile Organic Compounds (VVOC) are defined as: All substances eluting before n-hexane (n-C6).

Total Volatile Organic Compounds (TVOC) is calculated by summation of all individual VOCs with a concentration  $\geq 5 \mu\text{g}/\text{m}^3$ . The TVOC can be expressed either in toluene equivalents as defined in EN 16516 and similar to ISO 16000-6, or as the sum of concentrations using specific or relative response factors. In the case of summation of concentrations using authentic or relative response factors, the toluene equivalent is applied to all non-target and non-identified VOCs before summing up. Compounds regarded as VOC in line with the above definition but elute before n-C6 or after n-C16 on the HP-5 column are treated as VOC, and are thus added to the TVOC.

Total Semi-Volatile Organic Compounds (TSVOC) is calculated by the summation of all individual SVOCs expressed in toluene equivalents with a concentration  $\geq 5 \mu\text{g}/\text{m}^3$ , as defined in EN 16516. VOCs that are regarded as VOC in line with the above definition, but elute after n-C16 in this test, are not added to the TSVOC.

Total Very Volatile Organic Compounds (TVVOC) is calculated by the summation of all individual VVOCs with a concentration  $\geq 5 \mu\text{g}/\text{m}^3$  and expressed in toluene equivalents. VOCs that are regarded as VOC in line with the above definition, but elute before n-C6 in this test, are not added to the TVVOC.

This test only covers substances which can be adsorbed on Tenax TA and can be thermally desorbed. If emissions of substances outside these specifications occur then these substances cannot be detected (or with limited reliability only).

### 5.5.5 Calculation of R Values with LCI Lists

The concentrations of detected compounds  $\geq 5 \mu\text{g}/\text{m}^3$  are divided by their respective LCI/NIK value (if defined in the given publication). The sum of the quotients gives the R value, which can be mathematically expressed:

$$R = \sum_i^n \left( \frac{c_i}{\text{NIK}_i} + \dots + \frac{c_n}{\text{NIK}_n} \right)$$

This R value is calculated, depending on the purpose of this test, for the European LCI list, for the German LCI/NIK list ( $R_D$ ), and/or for the Belgian LCI list ( $R_B$ ).

All VOCs without published LCI/NIK value and concentration  $\geq 5 \mu\text{g}/\text{m}^3$  are summed up as sum of VOCs without LCI/NIK if required by the standard or protocol.

### 5.5.6 Testing of Aldehydes

The presence of aldehydes is tested by drawing air samples from the test chamber outlet through DNPH-coated silicagel tubes after the specified duration of storage in the ventilated test chamber. Analysis is performed by solvent desorption and subsequently by HPLC and UV-/diode array detection.

The absence of formaldehyde and other aldehydes is stated if UV detector response at the specific wavelength is lacking at the specific retention time in the chromatogram. Otherwise it is checked whether the reporting limit is exceeded. In this case the identity is finally checked by comparing full scan sample UV spectra with full scan standard UV spectra.

Conversions of specific aldehydes from  $\mu\text{g}/\text{m}^3$  to ppm are done by the ideal gas law using a temperature of 23 degree Celsius and standard atmospheric pressure.

The analysis are carried out on the sample(s) as received and the result(s) are only valid for the tested sample(s).

This report may only be copied or reprinted in its entirety.

## 5.6 Quality Assurance

Before loading the test chamber, a blank check of the empty chamber is performed and compliance with background concentrations in accordance with EN 16516 / ISO 16000-9 is determined.

Air sampling at the chamber outlet and subsequent analysis is performed in duplicate. Relative humidity, temperature and air change rate in the chambers is logged every 5 minutes and checked daily. A double determination is performed on random samples at a regular interval and results are registered in a control chart to ensure the uncertainty and reproducibility of the method.

The stability of the analytical system is checked by a general function test of device and column, and by use of control charts for monitoring the response of individual substances prior to each analytical sequence.

## 5.7 Accreditation

The testing methods described above are accredited online with EN ISO/IEC 17025 by DANAK (no. 522). This accreditation is valid worldwide due to mutual approvals of the national accreditation bodies (ILAC/IAF, see also [www.eurofins.com/galten.aspx#accreditation](http://www.eurofins.com/galten.aspx#accreditation)).

Eurofins Product Testing Denmark A/S is notified body for the construction products regulation (EU) No 305/2011 with number NB 2657 under system 3.

Not all parameters are covered by this accreditation. The accreditation does not cover parameters marked with an asterisk (\*), however analysis of these parameters is conducted at the same level of quality as for the accredited parameters.

## 5.8 Uncertainty of the Test Method

The relative standard deviation of the overall analysis is 22%. The expanded uncertainty  $U_m$  equals 2 x RSD. For further information please visit [www.eurofins.dk/product-testing/uncertainty/](http://www.eurofins.dk/product-testing/uncertainty/).

## 5.9 Version History

Report date	Report number	Modification
09/03/2026	392-2025-00777703_QE_EN	Current version